

## LA-200G SPECIFICATIONS

MODEL	UNIT	LA-200G
<b>CAPACITY</b>		
Standard Turning Diameter	mm	225(T8)
Max. Turning Diameter	mm	350(T8)
Max. Turning Length	mm	202.3
<b>SPINDLE</b>		
Spindle Speed	rpm	3200(4000)
Chuck Size		8"
Spindle Nose		A2-6
Through Hole Diameter	mm	63
Inside Diameter of Bearing	mm	100
<b>TURRET</b>		
Number of Tool Stations		T8
O.D. Tool Shank Diameter	mm	25
I.D. Tool Shank Diameter	mm	40
<b>FEEDRATE</b>		
X-axis Rapid Traverse Rate	m/mm	24
Z-axis Rapid Traverse Rate	m/min	24
<b>MOTOR</b>		
Spindle Drive Motor	kW	7.5/11
Turret Indexing Motor	kW	1.2
X-axis Drive Motor	kW	1.2
Z-axis Drive Motor	kW	1.8

\* Specifications and design characteristics are subject to change without prior notice.

## STANDARD ACCESSORIES

Hydraulic servo turret  
Boring bar tool holder  
U-drill tool holder  
Angle type tool holder  
Boring bar bush Ø6  
Boring bar bush Ø8  
Boring bar bush Ø10  
Boring bar bush Ø12  
Boring bar bush Ø16  
Boring bar bush Ø20  
Boring bar bush Ø25  
Boring bar bush Ø32  
U-drill bush MT-1  
U-drill bush MT-2  
U-drill bush MT-3  
U-drill bush MT-4  
Working lamp  
Tool box  
Operation manual  
Hydraulic chuck  
Foot switch

## OPTIONAL ACCESSORIES

Air blow  
Auto power off  
Parts counter  
Tool setter  
Quality inspection outside of machine

**TAKISAWA**  
T A I W A N

**TAIWAN TAKISAWA TECHNOLOGY CO., LTD.**

[www.takisawa.com.tw](http://www.takisawa.com.tw)

No. 505, Sec-3, Yeng-Ping Road, Ping-Chen City, Taoyuan Hsien, Taiwan

TEL: +886-3-464-3166 FAX: +886-3-464-3674

E-mail: [callcenter@takisawa.com.tw](mailto:callcenter@takisawa.com.tw)

DISTRIBUTOR

**TAKISAWA**  
T A I W A N



**LA-200G**

**HIGH SPEED, HIGH QUALITY  
AUTOMATED CNC LATHE**



TAIWAN TAKISAWA TECHNOLOGY CO., LTD.

# LA-200G

## TAKISAWA TAIWAN

Inherited Advanced Engineering and Machine Design Concepts from Japan.

### BRAND NEW FLAGSHIP MODEL MINIMUM INVESTMENT FOR MAXIMUM PROFITABILITY

Suitable for any 8 inch chuck working range; whether for bar feeding applications or working using gantry loading/unloading devices, the new LA series machines are designed to offer precision turning and milling with excellent surface finish and the Takisawa cast iron guarantee of accuracy and reliability.


- Modulized structure with optional C and Y axis
- Optimum slideway design, using a combination of linear and box guideways to optimise speed and accuracy.
- Takisawa in-house turret and spindle feature high rigidity and high accuracy with easy maintenance.
- Minimum footprint, maximum working space.






## GANTRY TYPE ROBOT SYSTEM

With the use of fully automatic gantry type robot system, the entire machining cycle, from material infeed to product outfeed, are automatically operated. This dramatically reduces non-cutting time and meets the requirements of high efficiency and mass production.

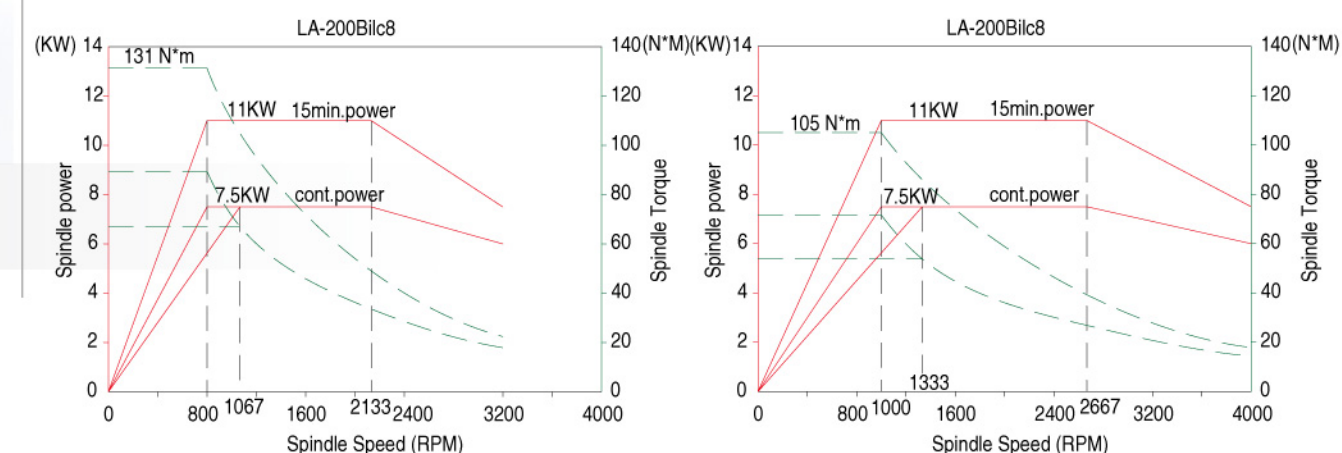


**Robot Travel Rate:**  
Z-axis: **180m/min**  
X-axis: **150m/min**



## SPINDLE POWER OUTPUT

Equipped with an 8" chuck.  
Max. speed: 3,200 (4,000) RPM  
Max. power output of spindle: 11 Kw



## ROBOT SPECIFICATIONS

PICKING CAPACITY	10	160mm
	254	100mm
	450	3(x2)kg
ROBOT TRAVEL	X-axis (elevation)	690mm
	Z-axis (cross)	1300mm
ROBOT TRAVEL RATE	X-axis (elevation)	150mm
	Z-axis (cross)	180mm
END TOOLING	Type	3 Jaw
	Travel	16mm


## LOADER SPECIFICATIONS

NO. OF LOADERS	16
LOADING CAPACITY	40kg
MAX. HEIGHT	450mm



## ROTARY PARTS LOADER

Designed with ball-wheels to eliminate the problem caused by chips.



## PARALLEL TYPE TWIN GRIPPER


The specially designed parallel twin gripper provides high speed part gripping and movement with maximum stability.

## HIGH PRECISION TURRET

- Tool change time: 0.9 sec.
- Diameter of clutch gear: Ø 180 mm.


### T8 TURRET

NO. OF TOOL STATIONS	8
STANDARD TURNING DIAM.	225
MAX. TURNING DIAM.	350
O.D. TOOL DIAMETER	25
I.D. TOOL DIAMETER	40






# LA-200G



## RAPID FEEDRATE

The X, Y-axis are designed with highly rigid and durable box ways.

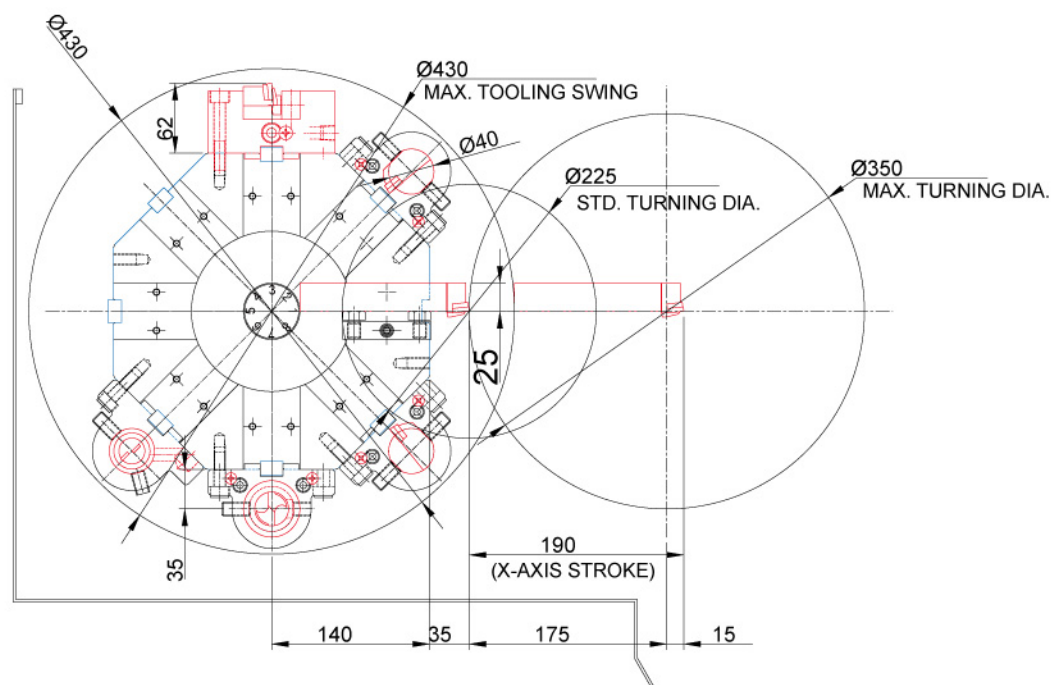
Feedrates (X, Z-axis) **24m/min**



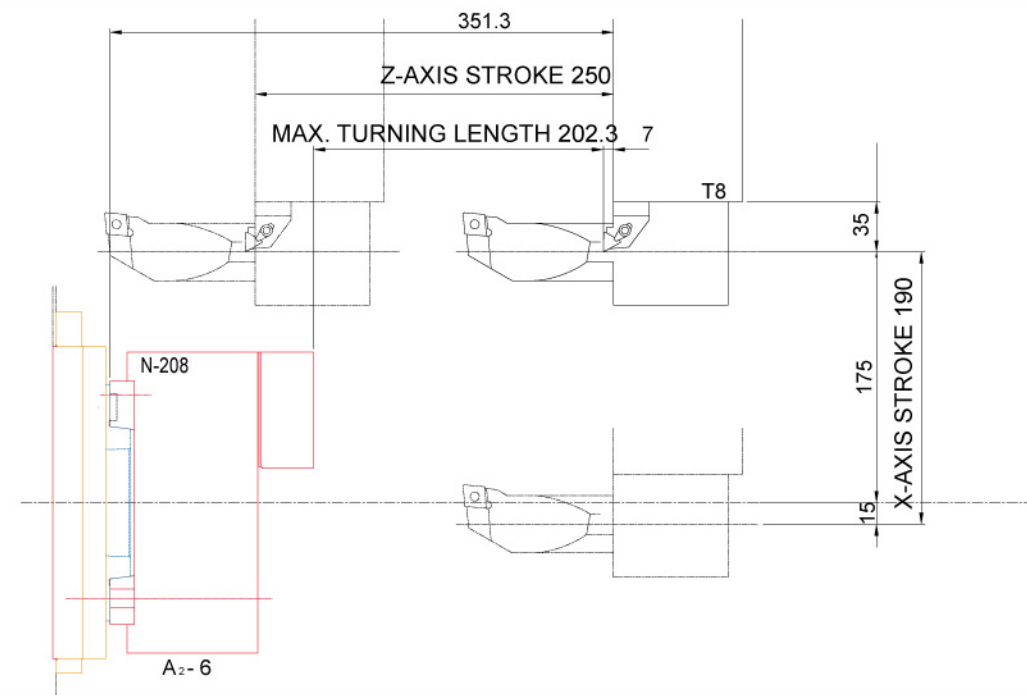
## SELF-MADE SPINDLE HEAD

The spindle is supported by rigid double-row cylindrical roller bearings at the front and back end, leading to extremely high rotating accuracy of the spindle.

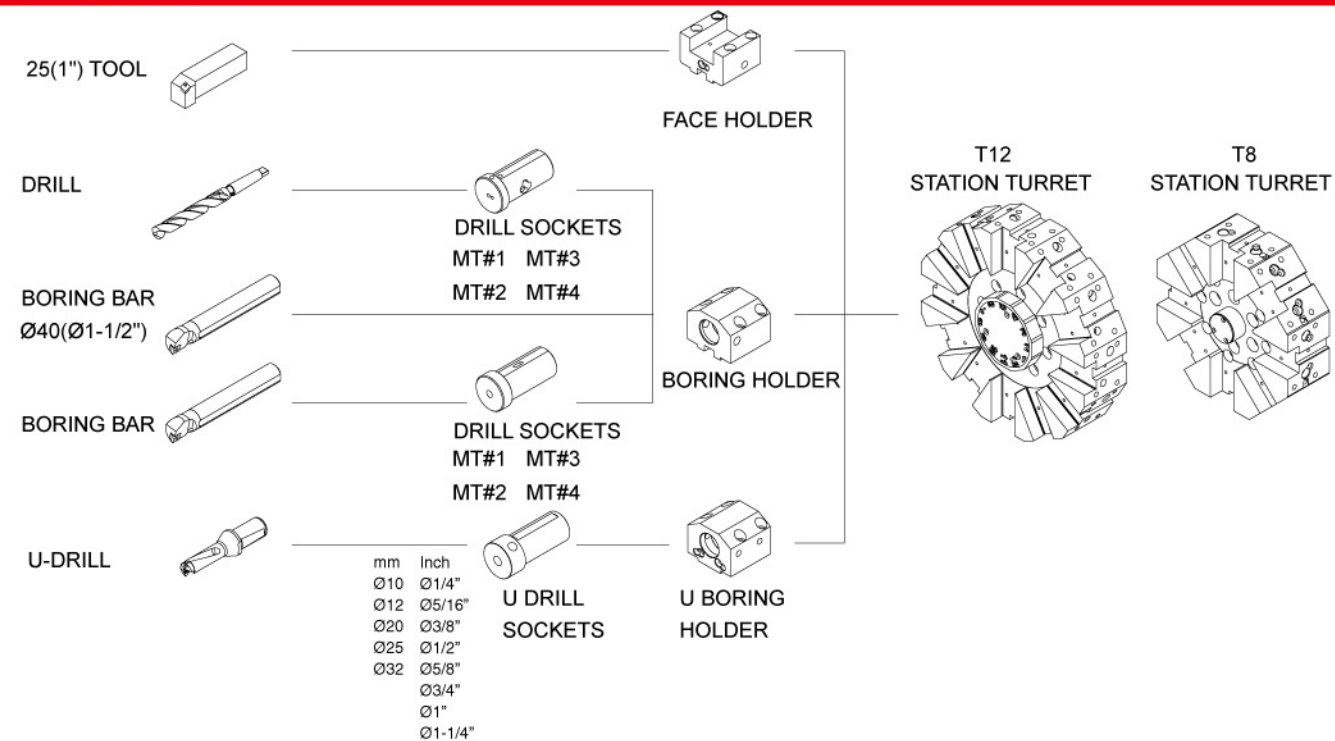
## INTERFERENCE DIAGRAM



## WORKING RANGE



## TOOLING SYSTEM



## MACHINE DIMENSIONS

